

D 50622

(Pages : 3)

Name

Reg. No.

FIFTH SEMESTER B.TECH. (ENGINEERING) DEGREE [REGULAR/SUPPLEMENTARY] EXAMINATION, NOVEMBER 2013

EE 09 503—LINEAR CONTROL SYSTEMS

Time : Three Hours

Maximum : 70 Marks.

Part A

Answer all questions.

Each question carries 2 marks.

1. Give one practical example (domestic appliances) of open loop system and closed loop system.
2. Define Transfer function. State its limitations.
3. What are the standard test signals ?
4. List the frequency domain specifications.
5. What is a compensator ?

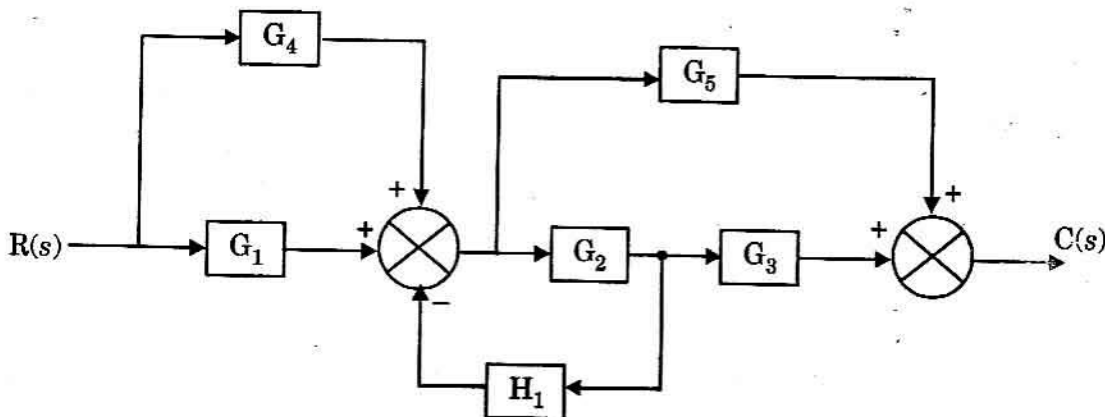
(5 × 2 = 10 marks)

Part B

Answer any four questions.

Each question carries 5 marks.

1. State the reasons for choosing closed loop structure for Automatic control system.
2. Simplify the given block diagram to obtain the overall transfer function.



3. A speed control system is expressed by transfer function $\frac{\omega(s)}{V(s)} = \frac{100}{2 + 25s}$. Find the output if an input of 2 volt is applied.
4. Given $G(s) = K(s + 5) / s(s + 6)(s + 7)(s + 8)$ find the value of K for 10 % steady state error.

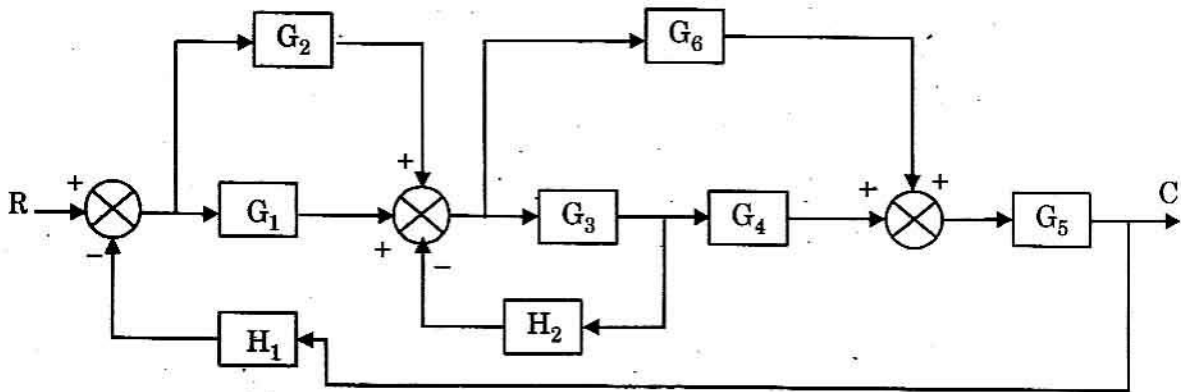
Turn over

5. Given the T.F. $C(s) / R(s) = 5 / (s^2 + 2s + 5)$. Find the resonant frequency of oscillations.
6. Draw the BODE plot for Lag compensator and state where this type of compensator is most suited.

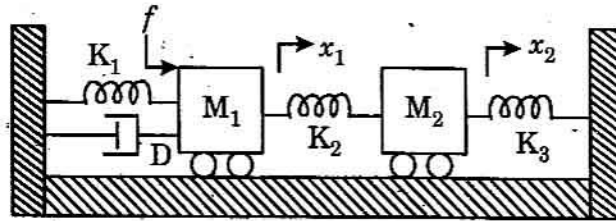
(4 × 5 = 20 marks)

Part C*Answer all questions.**Each question carries 10 marks.*

1. Obtain the overall transfer function for the given block diagram by converting into a signal flow graph.

*Or*

2. Derive the transfer function for the given mechanical system. Also find the electrical analogue by Force-voltage analogy method.



3. (a) The forward path Transfer Function of a unity feed back system is given by $G(s) = \frac{4}{s(s+3)}$.

Determine the time response for the system for the unit step input.

- (b) Find the static error constants for the given UFB system $G(s) = 20(s+2) / [s(s+3)(s+4)]$.

Or

4. (a) Determine the % M_p , the time of first overshoot and setting time for the above (Q.3).
 (b) Obtain the dynamic error coefficients for an unity feedback control system given by $G(s) = 50 / s(1 + s)$ subjected to an input of $r(t) = 1 + t + t^2 / 2$.
5. (a) Obtain the expression for resonant frequency. Determine the resonant frequency, resonant peak, Bandwidth for the system whose transfer function is given by

$$\frac{C(s)}{R(s)} = \frac{-9}{s^2 + s + 9}$$

- (b) Differentiate between Minimum phase and Non-Minimum phase systems.

Or

6. (a) Unity feedback system has open loop transfer function $G(s) = \frac{180}{(s+2)(s+3)(s+5)}$, determine stability of the closed loop system using BODE plot.

- (b) State Nyquist stability criterion.

7. Design the lead compensator for the given system so that the $\zeta = 0.45$ for the dominant roots and velocity error constant is 20. The OLTF of the system is $GH(s) = \frac{K}{s(s+2)}$.

Or

8. Design a PD controller for a plant with $\frac{C(s)}{R(s)} = \frac{16}{s^2 + 1.6s + 16}$ so that overshoot is less than 5%.

Compare the overshoot with rate feedback and without rate feedback.

(4 × 10 = 40 marks)